




EuroAzimuthTug 2412 | Harbour & terminal tug

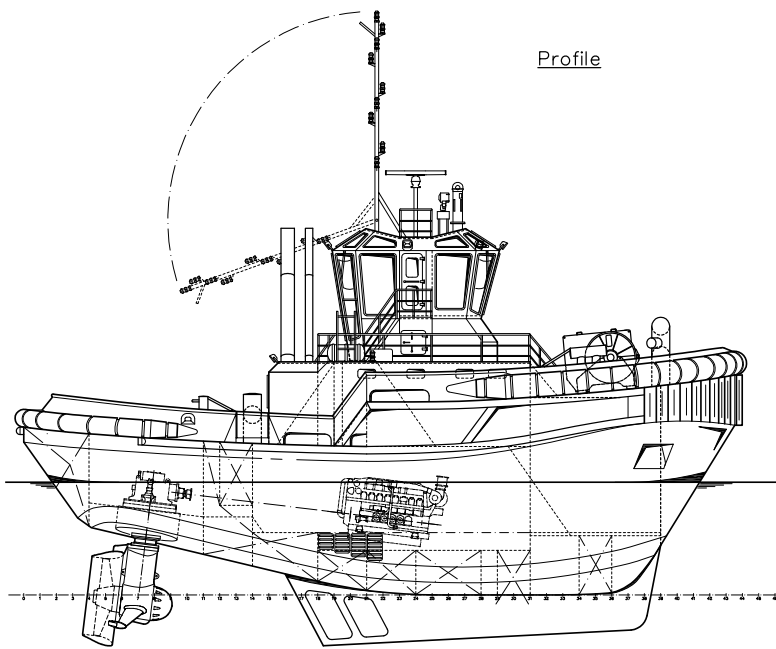


The Euro Azimuth Tug is a clever and innovative harbour tug design, based on years of operational experience. The result: a sustainable, cost-effective and efficient Euro Azimuth Tug for port and terminal operations with optimal performances under every condition.

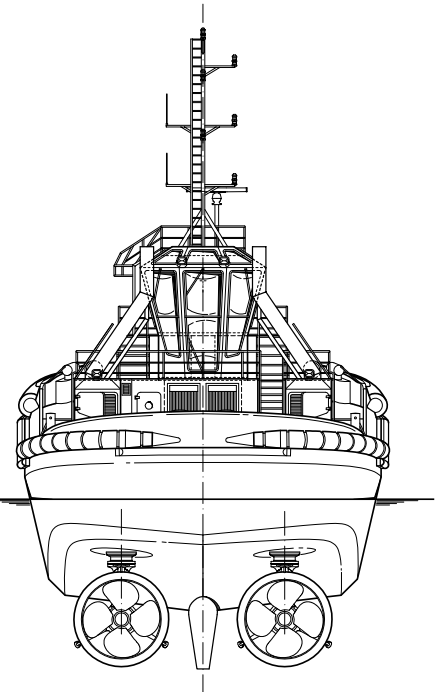


CLASSIFICATION	Bureau Veritas I ✘ HULL • MACH • AUT-UMS, Unrestricted Navigation, Multi-Purpose / Special Service GMDSS Area A2
DIMENSIONS	
LENGTH O.A.	24,63 meters
BREADTH MLD.	12,0 meters
DEPTH AT SIDE	5,00 meters
DRAFT	5,50 meters
GROSS TONNAGE	< 500
PERFORMANCES	
SPEED AHEAD	12 knots
SPEED ASTERN	12 knots
BOLLARD PULL AHEAD	max. 75 tons
BOLLARD PULL ASTERN	max. 68 tons
PROPULSION	
MAIN ENGINES	High-speed or medium-speed engines
THRUSTERS	2x FPP Ø2600 mm with integrated slipping clutch
AUXILIARIES	
TOTAL E-POWER	2x 60 kW
HYDRAULIC SYSTEM	Main engine driven

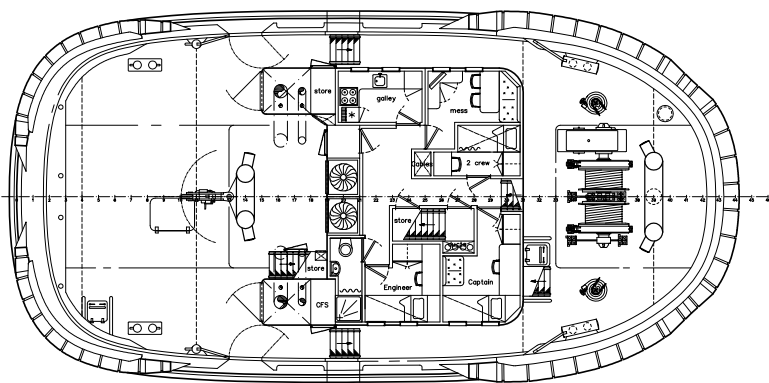
TANKS	
FUEL OIL	approx. 70 m ³
FRESH WATER	approx. 9 m ³
DECK LAY-OUT	
FORWARD TOWING WINCH	Hydraulic driven, double drum, 2x 200 meters synthetic rope
HOLDING POWER	150 tons at 1 st layer
PULLING FORCE	30 tons at 15 m/min
SLACK ROPE SPEED	45 m/min
FENDERING	D-fendering at the side, at the bow cil.-fendering above the W-fendering, cil.-fendering at the stern transom corners
ACCOMMODATION	
FACILITIES	Air-conditioned accommodation for 4 persons
OPTIONS	
AFT TOWING WINCH	Hydraulic driven, single drum
DECK CRANE	Heila HLRM 20-3S
TOWING HOOK	Mampaey 100 tons SWL
EXTERNAL FIRE FIGHTING	FiFi class 1
MOB	Inflatable type with outboard engine



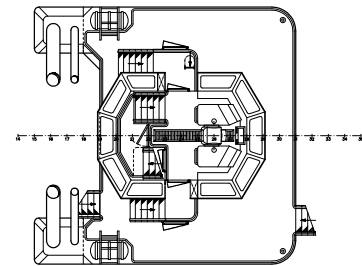
Profile



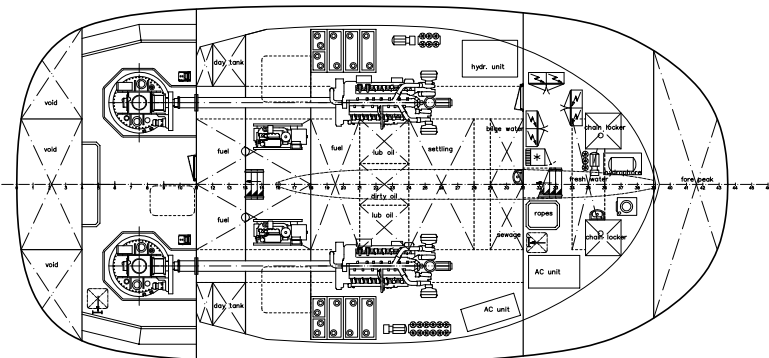
Main deck



Bridge deck



Below main deck



EuroAzimuthTug 2412 | Harbour & terminal tug

For more information, please contact us on:

T +31 (0)184 621 423 E info@neptunemarine.com W www.neptunemarine.com

Version: V.01

