

MultiCarrier 2495 | Workboat

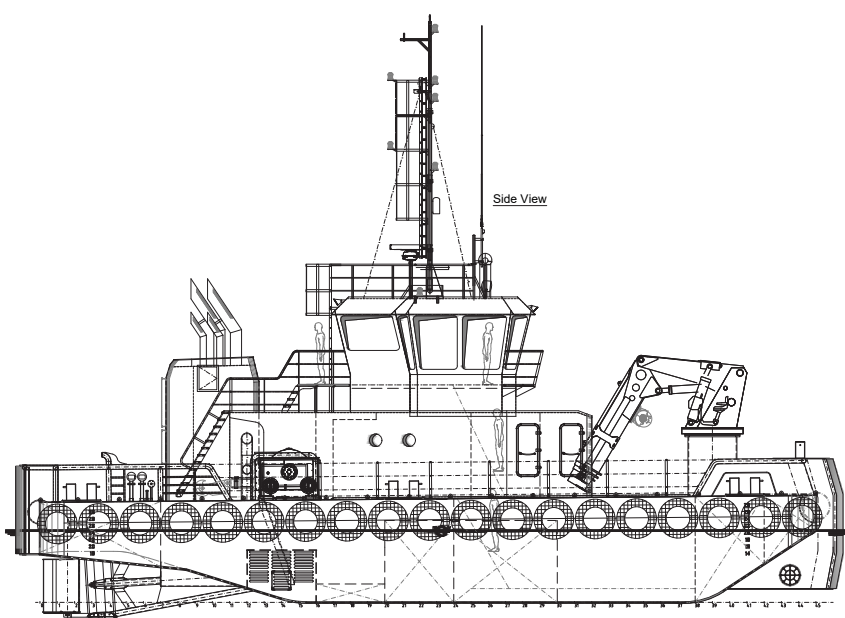


The robust, efficient and flexible design of the MultiCarrier makes it one of the best vessels for anchor handling, dredging support and survey activities. The MultiCarrier can be adapted to perfectly fit any project within a short time.

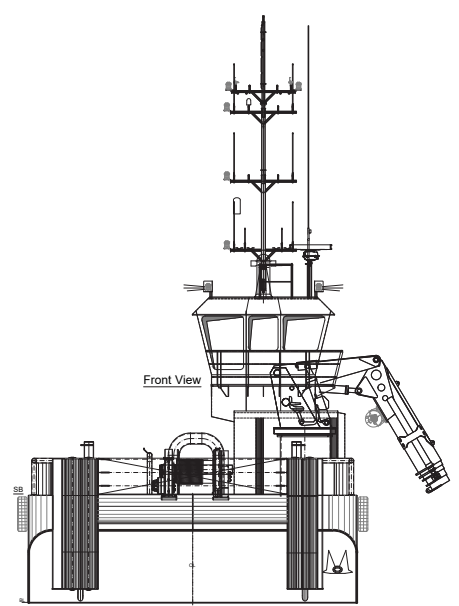


CLASSIFICATION	Bureau Veritas I HULL • MACH • AUT-UMS, Unrestricted Nav., Multi-Purpose / Special Service GMDSS Area A2
DIMENSIONS	
LENGTH O.A.	24,00 meters
BREADTH MLD.	9,54 meters
DEPTH AT SIDE	2,90/3,10 meters
DRAFT	2,10 meters
GROSS TONNAGE	168
NET TONNAGE	50
PERFORMANCES	
SPEED	10 knots
BOLLARD PULL	24 tons
PROPULSION	
MAIN ENGINES	2x MAN D2862
TOTAL POWER	1324 kW at 1800 RPM
BOW THRUSTER	80 kW
PROPELLERS	1600 mm diameter in nozzle
AUXILIARIES	
GENERATOR SETS	2x John Deere 6068
TOTAL E-POWER	254 kW
HYDRAULIC POWER PACK	2x 75 kW

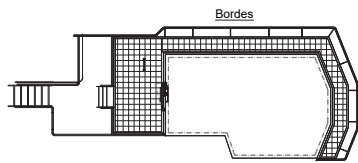
TANKS	
FUEL OIL	70 m ³
FRESH WATER	37 m ³
DECK LAY-OUT	
ANCHOR HANDLING / TOWING WINCH	Split drum type
PULLING FORCE	50 tons at 1 st layer
HAULING SPEED	7m/min- 21m/min
TUGGER WINCH	Single drum type
PULLING FORCE	10 tons at 1 st layer
DECK CRANE FORWARD	Heila HLRM 170-4S
DECK	Azobé deck covering
TOWING HOOK	Mampaey 25 tons SWL
FENDERING	Tire fendering at sides, pushbow fendering fore- and aft ship
ACCOMMODATION	
FACILITIES	Air-conditioned accommodation for 5 persons.
OPTIONS	
DECK CRANE AFT	Heila HLRM 25-4S
FENDERING	M-fendering at the corners
CAPSTANS	5 ton, hydraulic driven
TOWING PINS	Fore ship set towing pins manual
WINCH ON FWD CRANE	5 tons



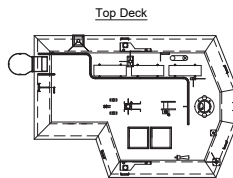
Side View



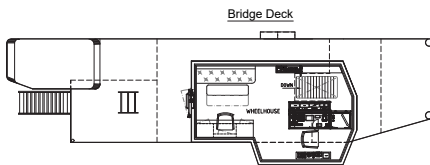
Front View



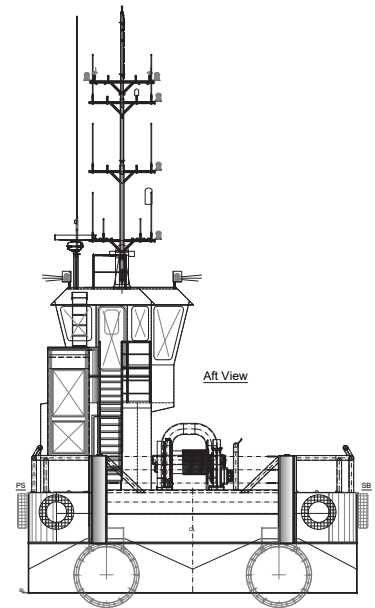
Bordes



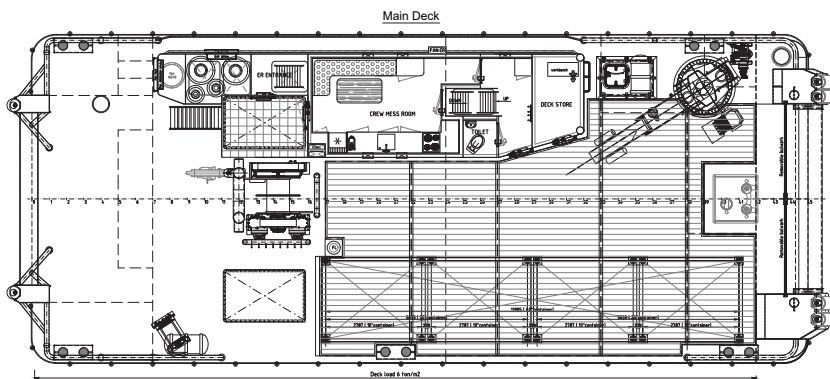
Top Deck



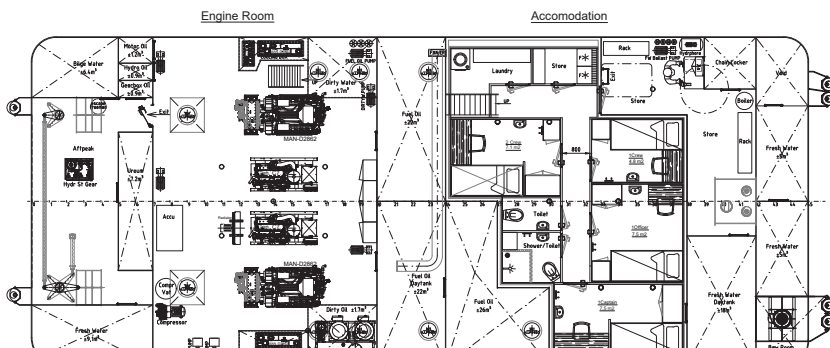
Bridge Deck



Aft View



Main Deck



Engine Room

Accommodation

MAIN DIMENSIONS:
 Length o.a. 24.00 mtr.
 Length mid. 22.50 mtr.
 Beam o.a. 9.50 mtr.
 Breadth mid. 9.50 mtr.
 Draft (Scanline) 2.000 mtr.
 Depth at Side 2.895/3.10 mtr.

PROPSI SYSTEM:
 Main Engine MAN D2842 - 2x 662 kW @1800 rpm
 Propeller - 2x Ø1600

GENSETS
 1x Caterpillar CT1 Box Cooled 168 kva
 1x Caterpillar CT1 Box/Rad Cooled 168 kva

DECK EQUIPMENT:
 HYDRAULIC CRANE, HARM 170-45L
 HYDRAULIC HANDLING WINCH 50T
 HYDRAULIC LUGGERWINCH - 50T

ANCHOR EQUIPMENT:
 NR 600, Chapter 5, Section 4, Article 2, Equipment Number
 2x Anchor Very high holding power 236 Kg (order 236 Kg)
 2x Chain Ø2 - Diameter: ø 17.5 mm, Length 82.5 mtr.

CLASSIFICATION:
 BUREAU VERITAS:
 Special service multi purpose ship - Top

Unrestricted navigation
 Flag - Dutch
 DEADLOAD - 6.0 t/m²
 BV REG NUMBER - L11086



NEPTUNE ENGINEERING
 RIVERDijk 586, 3317ED
 HARDWIJELD-GIESSENDAAM, Holland



Merwede Maritime
 TECHNOLOGIES

MultiCarrier 2495 | Workboat

For more information, please contact us on:

T +31 (0)184 621 423 E info@neptunemarine.com W www.neptunemarine.com

Version: V.01



Neptune