



MultiSupporter 2612 | Workboat



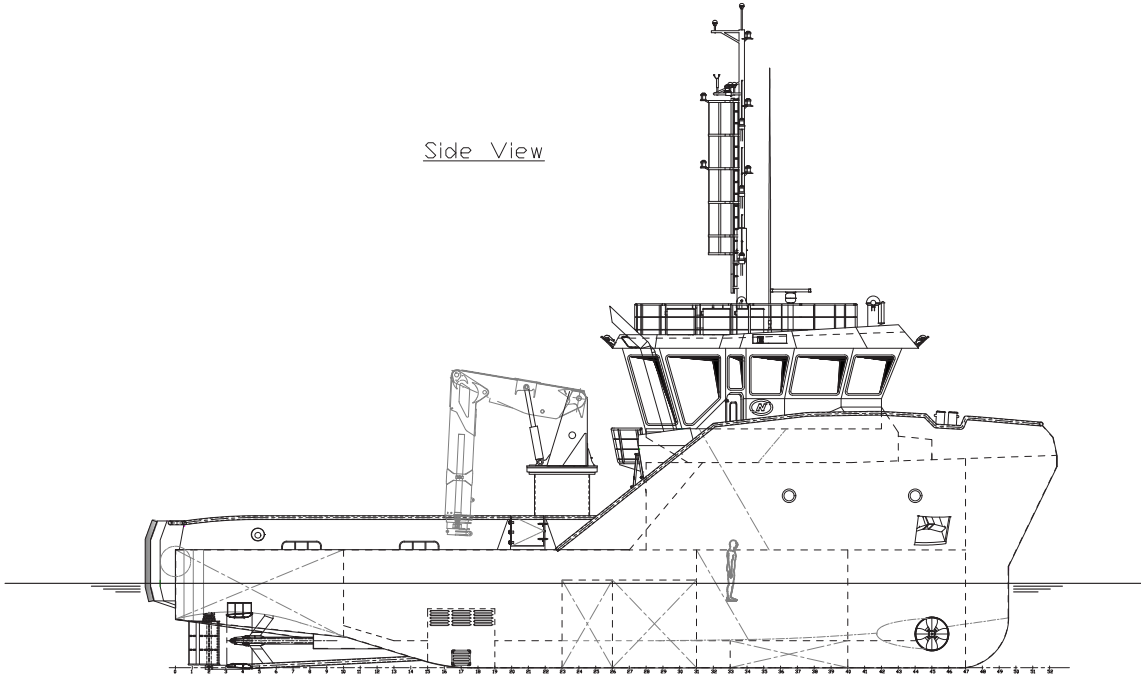
The MultiSupporter is based on years of operational experience within the maritime industry. The maximum free deck space combined with the versatile design, makes the vessel an all-round support vessel for marine operations.



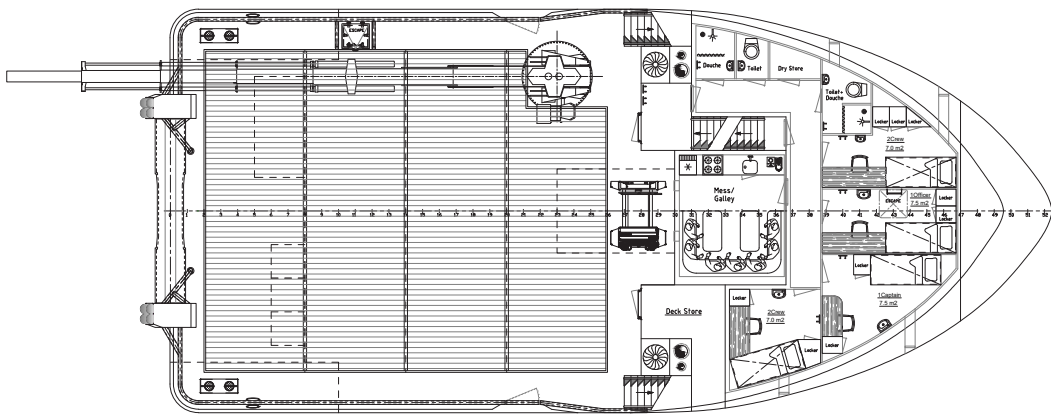
CLASSIFICATION	Bureau Veritas I ✠ HULL • MACH Unrestricted Navigation, Multi-Purpose Ship / Special Service GMDSS Area A2
DIMENSIONS	
LENGTH O.A.	26,00 meters
LOAD LINE LENGTH	23,98 meters
BREADTH MLD.	12,00 meters
DEPTH AT SIDE	3,50 meters
PERFORMANCES	
SPEED	10,0 knots
BOLLARD PULL	15 tons
PROPULSION	
MAIN ENGINES	2x Caterpillar C18
TOTAL POWER	894 kW at 1800 rpm
PROPELLERS	1350 mm diameter in nozzle
AUXILIARIES	
GENERATOR SETS	2x John Deere 4045HG551
GENERATOR POWER	2 x 105 kVA
HYDRAULIC POWER PACK	2x 55 kW
BOW THRUSTER	Tunnel thruster (+/- 150 kW, electrical driven)

TANKS	
FUEL OIL	80 m ³
FRESH WATER	21,3 m ³
DECK LAY-OUT	
FREE DECK SPACE	12,00 x 11,00 meter
DECK CRANE PORTSIDE	1 x Hydraulic knuckle boom type 7,60 ton @ 15,07 meter 1 x Hydraulic knuckle boom type 1,10 ton @ 18,50 meter
FENDERING	Fendering on the sides
ACCOMMODATION	
FACILITIES	Air-conditioned accommodation for 6 crew members, above the waterline

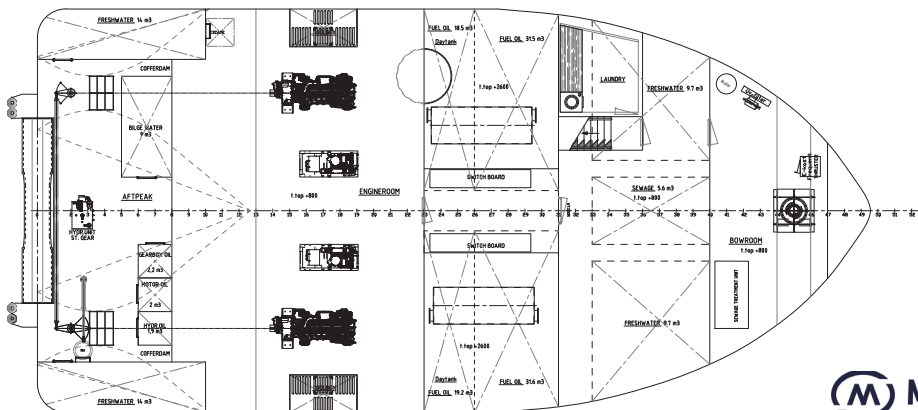
Side View



Main Deck



Below Main Deck



MultiSupporter 2612 | Workboat

For more information, please contact us on:
 T +31 (0)184 621 423 E info@neptunemarine.com W www.neptunemarine.com
 Versie: V.01

