



MultiSupporter 4414 | Workboat

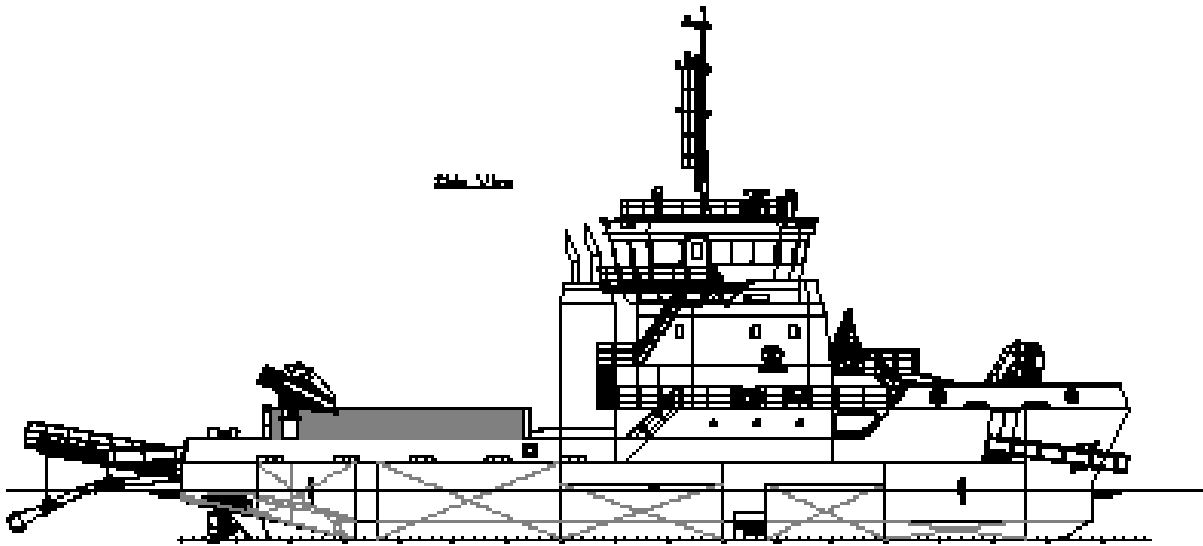


The MultiSupporter is based on years of operational experience within the maritime industry. The maximum free deck space combined with the vessel lay-out, makes the vessel the all-round support vessel for marine operations.

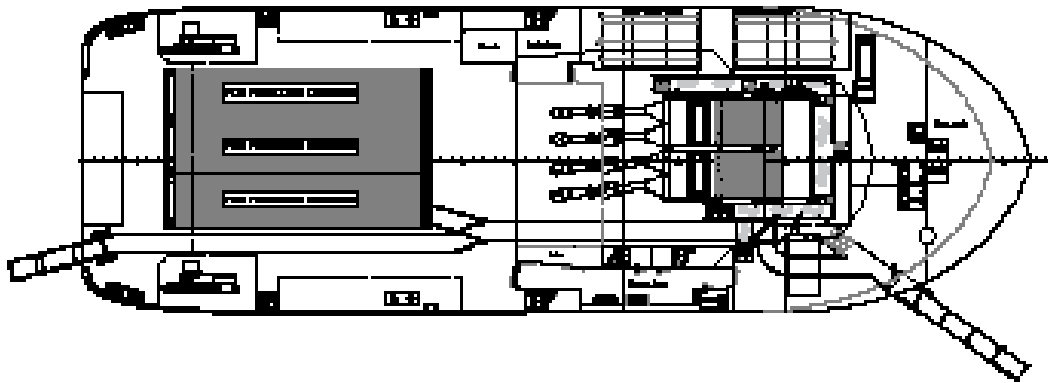


CLASSIFICATION	Bureau Veritas I \boxtimes HULL \boxtimes MACH \boxtimes AUT-UMS, Unrestricted Navigation, Multi-Purpose Ship / Special Service GMDSS Area A2
DIMENSIONS	
LENGTH O.A.	43,75 meters
BREADTH MLD.	14,00 meters
DEPTH AT SIDE	3,50 meters
DRAFT	2,25 meters
PERFORMANCES	
SPEED	10,0 knots
BOLLARD PULL	15 tons
PROPULSION	
MAIN THRUSTERS	Azimuth L Drive 533 kW
MOTOR	Integrated PM e-motor
PROPELLERS	1250 mm diameter in nozzle
AUXILIARIES	
GENERATOR SETS	4x Scania D16 075M
GENERATOR POWER	4x 555 ekW, 60 Hz
BOW THRUSTER	Steering grit type 265 kW at 1800 rpm
HYDRAULIC POWERPACK	Electric driven

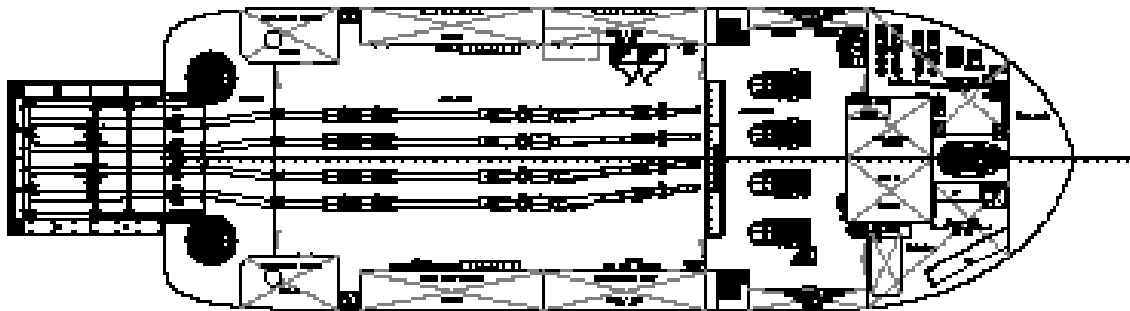
TANKS	
FUEL OIL	77m ³ (free from shell)
FRESH WATER (BALLAST)	275 m ³ (including trimwater)
DECK LAY-OUT	
FREE DECK SPACE	240 m ²
DECK CRANES	3x Hydraulic knuckle boom type HS Marine AK 48/18.5 E5 9 ton @ 3,4 m 1,1 ton @ 18,5 m
CAPSTANS	2 x 5 ton, hydraulic driven
FENDERING	Fendering on the sides
FISH RELATED EQUIPMENT	
DE-LICE EQUIPMENT	Integrated 4-line Hydrolicer system
A-FRAME	Removable type at the stern
HIGH PRESSURE WASHING SYSTEM	Hot/cold water, 2 hoses on deck
ACCOMMODATION	
FACILITIES	Air-conditioned accommodation for 9 crew members
OPTIONAL ITEMS	
MANOEUVRING	DP 1 system
GMDSS	A3
TOWING WINCH	30 tons
PROPULSION	IMO Tier III Compliant



Main Deck



Below Main Deck



MultiSupporter 4414 | Workboat

For more information, please contact us on:

T +31 (0)184 621 423 E info@neptunmarine.com W www.neptunmarine.com

Versie: V.01